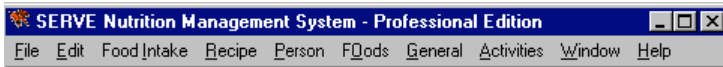


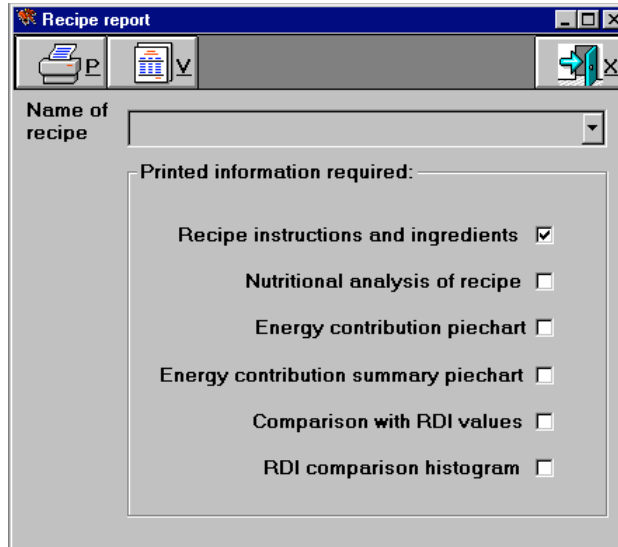
# How do I print my recipe?

From the main menu bar,




select **R**ecipe, then select **P**rint an analysis of a recipe.

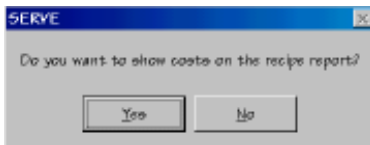
The recipe report window is displayed.



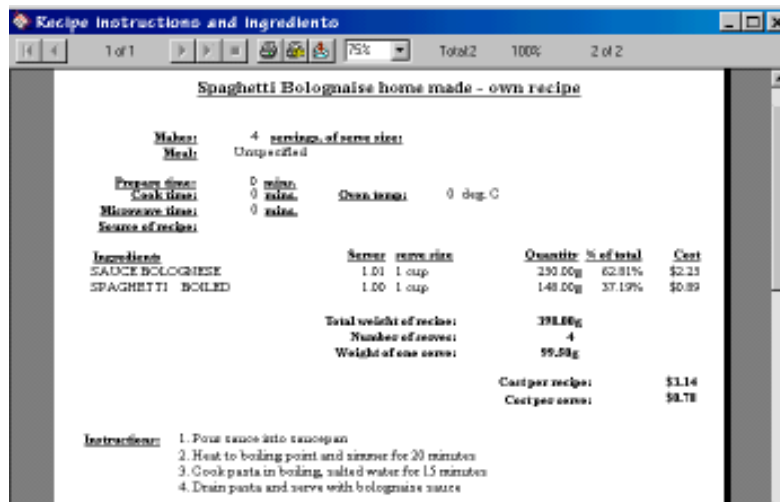
Select the recipe you want printed from the drop down list by clicking 



Select the report required, then select the  button to view the report.

If you select **Recipe instructions and ingredients**, the message:



will appear. Select Yes or No, and the report will be displayed (the following report shows costs):



Click the  button to print the report. Click the  button in the print window to obtain a print of your recipe. Ingredients will be listed in descending order by weight.