

# How do I obtain a food intake list of foods by food group?

## General information

Having entered a food intake, you can obtain a list of foods in the food intake sorted by food group. This report is useful in identifying the amount of foods being consumed within each food group.

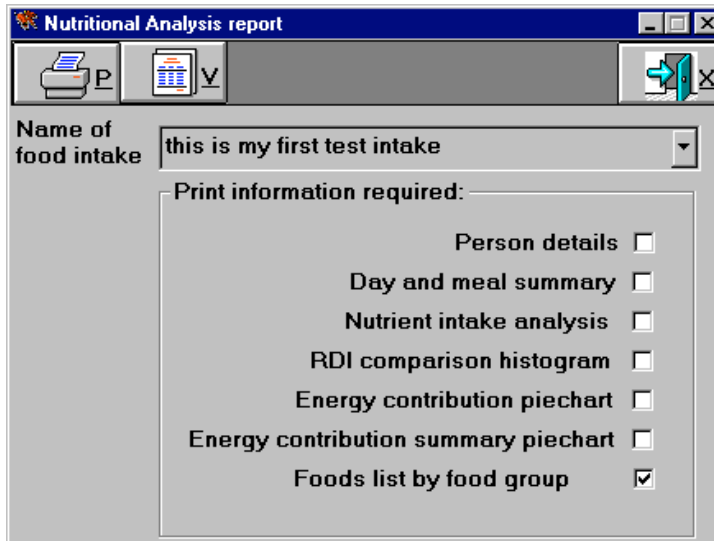
## Procedure

From the main menu bar,





select **F**ood intake, then select **P**rint an analysis of a food intake.

The window is displayed as shown below:



Select the name of the food intake from the drop down list of food intakes.

Click the Foods list by food group option and unclick any other options as shown above..

Click  to see a sample of the report, or  to send the report directly to your printer. A sample of the report view is shown below:

<u>Food</u>	<u>Serve</u>	<u>Serve size</u>	<u>No. of Serves</u>	<u>Amount</u>
<b><u>Alcoholic drinks</u></b>				
<b>BEER, LAGER</b>	1 can	375g	1.00	375.00g
<b><u>Beverages</u></b>				
<b>TEA, READY TO DRINK</b>	1 teacup	150g	1.00	150.00g
<b><u>Cereals</u></b>				